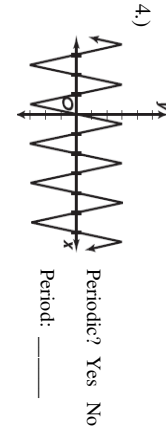
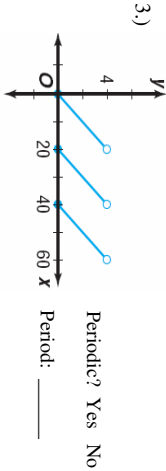
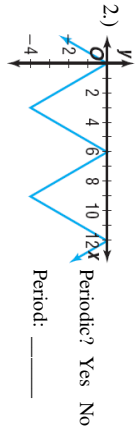
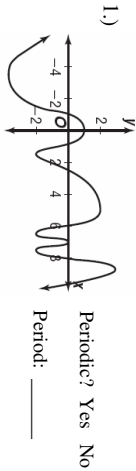


I. Determine if each graph is periodic. If so, state the period.



5.) List FOUR situations where periodic functions may occur in the real world:

II. State the amplitude, period, p. shift, and v. shift. Graph each function ON GRAPH PAPER. Make sure on your graphs, you put all the correct labels for each axis.

Function	Amplitude	Period	Phase Shift	Vertical Shift
6.) $y = \sin(x) + 2$				
7.) $y = \sin(2x)$				
8.) $y = \sin\left(x - \frac{\pi}{2}\right)$				
9.) $y = 4\sin(x)$				
10.) $y = \sin\left(\frac{1}{4}x\right) - 3$				
11.) $y = 2\cos(x)$				
12.) $y = \cos(x) - 2$				
13.) $y = \cos\left(\frac{1}{2}x\right)$				
14.) $y = \cos(x + \pi)$				
15.) $y = 3\cos(x) + 1$				

